

DOCUMENT RESUME

ED 464 655

JC 020 345

TITLE The Economic Impact of Jefferson College on the Community and the State, FY 1999.

INSTITUTION Jefferson Coll., Hillsboro, MO.

PUB DATE 2000-03-29

NOTE 14p.

PUB TYPE Reports - Research (143)

EDRS PRICE MF01/PC01 Plus Postage.

DESCRIPTORS College Role; Community Colleges; *Economic Development; *Economic Impact; Education Work Relationship; Educational Assessment; Educational Benefits; Educational Objectives; *Outcomes of Education; *School Business Relationship; *School Community Relationship; Two Year Colleges

IDENTIFIERS *Jefferson College MO

ABSTRACT

This document is a report on the economic impact of Jefferson College on Jefferson County and the State of Missouri. The information from the this study can be used to support the community college's effectiveness, assessment, public relations, and accreditation efforts. Results show that: (1) the community college impacts the county economically through institutional, student, and employee expenditures--these three components supply the county with over \$18 million of revenue through tuition and the purchase of college goods and services; (2) Jefferson helps increase the local business volume, which more than doubles the investment of county taxpayers; (3) the college assists state taxpayers in getting a positive return on their investment in higher education; (4) college spending directly and indirectly contributes over \$37 million to the county and state; (5) the expected income generated from Jefferson College graduates over their working lives is estimated at over \$5 million in county taxes and \$11 million in state taxes; (6) the college directly and indirectly employs over 1,600 individuals full time; and (7) overall, the cost-to-benefits economic impact ratio for the college is very favorable. The report contains statistical tables. (MKF)



The Economic Impact of Jefferson College on the Community and the State FY 1999



March 29, 2000
Decision Support Center

IC020345

PERMISSION TO REPRODUCE AND
DISSEMINATE THIS MATERIAL HAS
BEEN GRANTED BY

J. Lange

TO THE EDUCATIONAL RESOURCES
INFORMATION CENTER (ERIC)

U.S. DEPARTMENT OF EDUCATION
Office of Educational Research and Improvement
EDUCATIONAL RESOURCES INFORMATION
CENTER (ERIC)

- This document has been reproduced as received from the person or organization originating it.
- Minor changes have been made to improve reproduction quality.

- Points of view or opinions stated in this document do not necessarily represent official OERI position or policy.

Executive Summary

Title

The Economic Impact of Jefferson College on the Community and State – FY 1999

Applications

The purpose of this study is to provide an estimation of the ways in which Jefferson College impacts and stimulates the economy of Jefferson County and the state as a whole. It provides quantitative information for use by the Board of Trustees and the Administrative Cabinet in institutional planning endeavors and for use by the Public Relations Office in marketing and public information services. It is also a useful reference for faculty and staff regarding the economic significance of the College to the area it serves.

Summary

Using data from fiscal year 1998-1999, or in some cases calendar year 1999, this report is the latest in a series of economic impact studies. It is an update of the study published in August 1998 but uses revised estimates of spending from the BANNER database software system and revised county sales tax and state income tax revenues expected from College graduates. It continues, nevertheless, to provide conservative estimates of the financial and employment impact of the institution. The primary findings are as follows:

- The revenue stream in Jefferson County is enhanced by **\$13,985,539** captured from external sources and **\$4,016,009** retained in tuition and fees for a total of **\$18,001,158**.
- The total spending impact of the College in Jefferson County is **\$37,127,691**. Direct spending amounts to **\$19,540,890**, and **\$17,586,801** is induced.
- The expected increments in county sales taxes from 1998-99 Jefferson graduates over their working lives is **\$5,512,182** and **\$11,689,986** in state income taxes.
- Total full-time college-related employment in Jefferson County in FY 1999 was estimated at **1,368**. The College directly employed **254** fulltime persons, and **1,368** positions are created by the institution's spending patterns. In all, **1,622** people are estimated to rely on the College for their employment in the county.
- The annual cost for a resident or family to support the college depends on the assessed valuation of their real and personal property but is only pennies a day (**\$37.19** in the example).

The Economic Impact of Jefferson College On the Community and State – FY 1999

Jefferson College routinely computes and publicizes its estimated economic impact on the local community and the entire state. To emphasize its commitment of service to the community, this study has been made current using fiscal year 1998-1999 data. The purposes of this investigation are to:

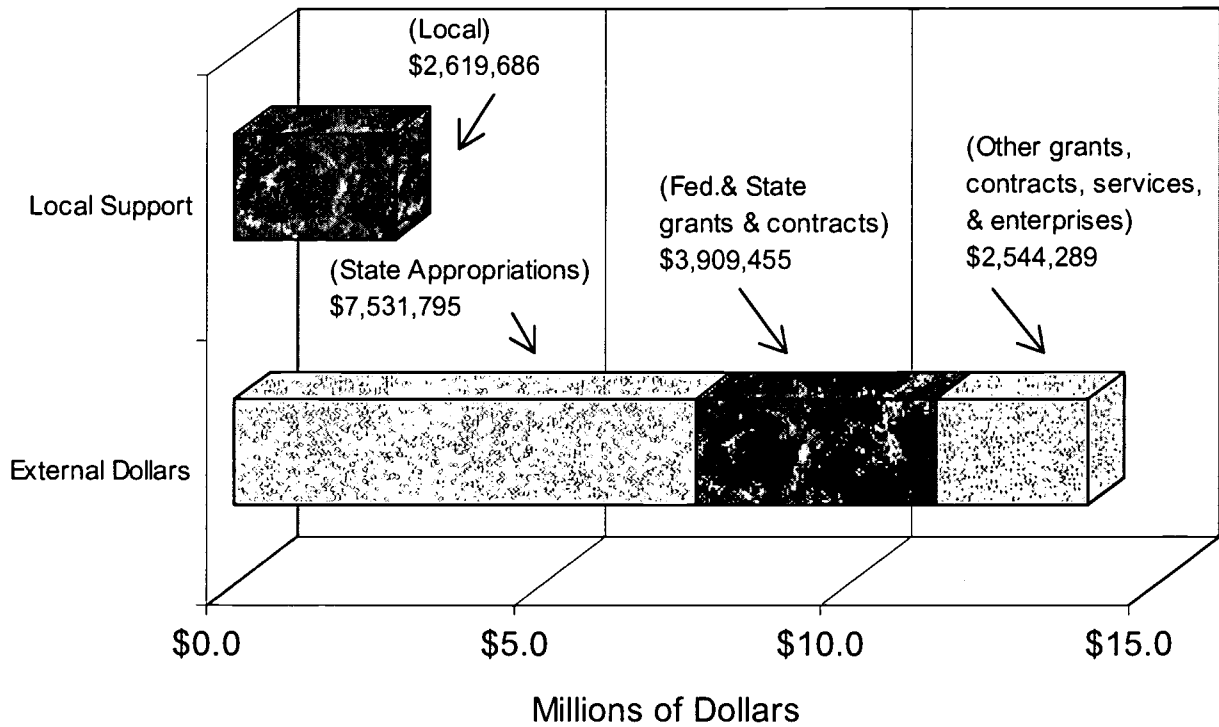
- (A) Compute the magnitude of the external dollars accessed and retained for Jefferson County as a result of the community's investment in the College;
- (B) Identify the economic impact of the College in the community through an examination of its spending patterns;
- (C) Calculate the additional tax revenues that accrue to the county and the state as a result of the increased earning power of Jefferson College graduates;
- (D) Estimate the total employment impact in the county related to the College's operations; and
- (E) Identify the estimated annual cost for a typical county resident to support Jefferson College.

This brief report does not delve deeply into the methodology for calculating the economic estimates since this has been elucidated in previous reports. However, the annotated worksheets are included in the appendix. Nevertheless, every effort has been made to use conservative estimates so that the economic impact of the college is not overstated. For further information on the methodology for constructing an economic impact statement, the reader is referred to Ryan and Malgieri¹, Seybert², and Bluestone³ as primary sources, as well as the previous institutional economic impact reports⁴ available through the College's Office of Research and Planning.

A. External Dollars Accessed and Retained for the Community by Jefferson College

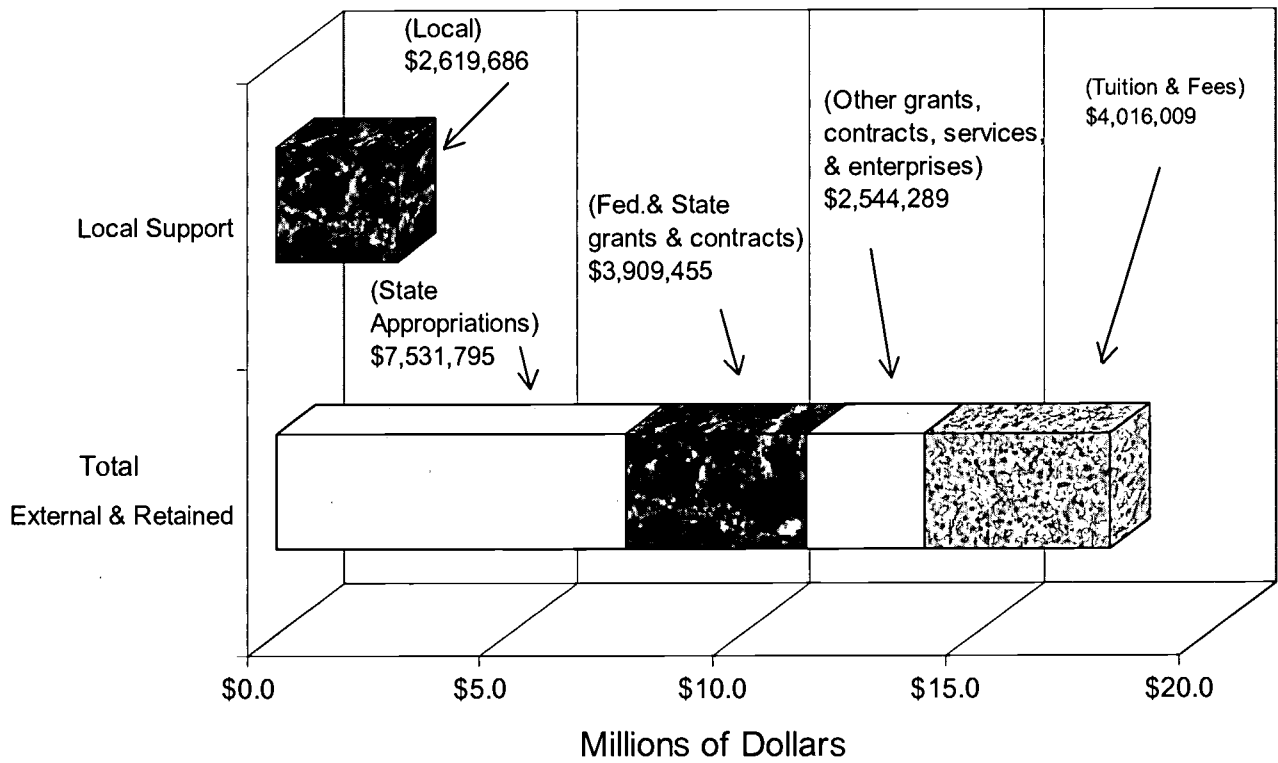
By virtue of Jefferson College being a public, tax-supported institution, it is eligible to attract external dollars for its educational purposes in Jefferson County. The College is eligible to receive external dollars in the form of state aid, federal student financial aid, aid for vocational programs, and from philanthropic and other sources. It is eligible to receive these funds in part because of the local financial support it receives. In addition, the tuition and fees that Jefferson County students would normally pay at another post-secondary institution are retained in the county. **In FY 98-99, the college was able to access \$13,985,539 dollars for use in the county.** The first chart presents these data.

Figure 1. External Dollars Accessed from Local Support



Moreover, tuition dollars paid by students are also retained in the community adding to the overall economic stimulation. These are dollars, which, presumably, would not recycle, in the local economy if the College were not present. The next figure shows the total extent of dollars captured and retained in the community.

Figure 2. Total External Dollars Captured and Retained



The influx of dollars captured and retained in the revenue stream for Jefferson County is impressive. **\$ 18,001,158 additional dollars are available for economic stimulation.** The College is a major contributor to the economic health of the county on the basis of the revenue stream alone.

B. The Economic Impact of Jefferson College's Spending Patterns

Jefferson College is a major contributor to the county's economy. The College's spending patterns stimulate the local economy directly and induce additional spending to the benefit of the local economy. Direct spending includes the actual spending of the institution as well as the spending patterns of its employees and the student body. It includes only that portion of the institution's total spending that can be applied to in-county purchases. This information for FY 1999 is summarized in the following table.

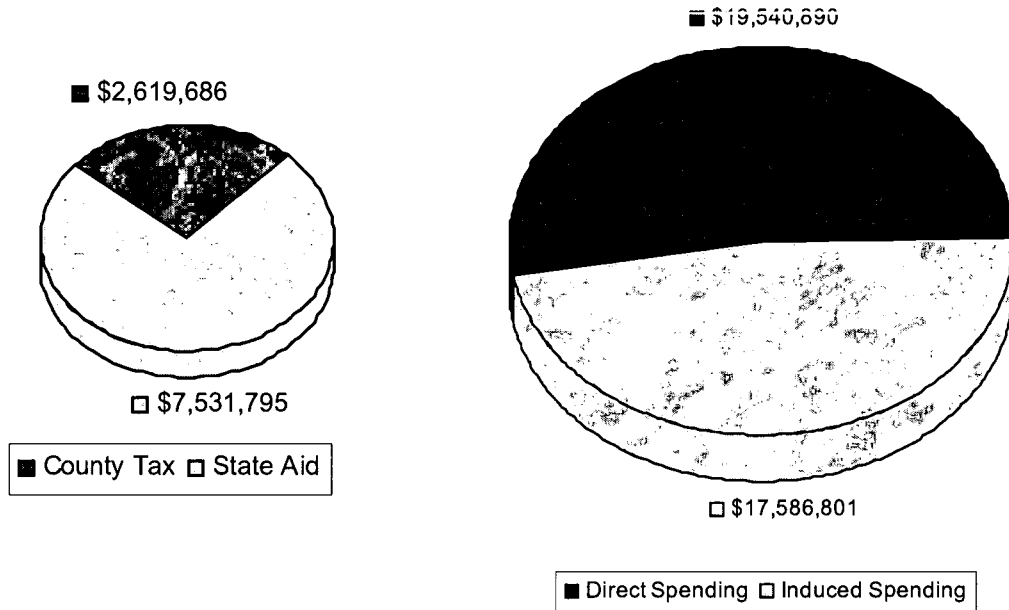
Table 1. In-County Spending Impact

Jefferson College Spending Source	Amount
In-County College Expenditures (44.6% of total expenditures in FY 1999)	\$4,278,400
Total Estimated College Employees' Expenditures In-County	\$2,721,217
Total Estimated College-Related Expenditures by Full-Time Equivalent Students	\$12,541,273
Total Economic Impact of In-County Expenditures	\$19,540,890

Induced spending can also be estimated from this initial round of direct spending. Induced spending is referred to in the literature as the "multiplier effect." In brief, the multiplier concept means that for each dollar initially spent by the institution, employees, and students, a portion is re-spent within the community by local merchants for materials and supplies for other business operations (such as local taxes), for goods and services produced outside the community, or for employee wages. This re-spending is the first induced round of economic stimulation. The recycling process of dollars continues with diminishing increments at each stage. The average multiplier mentioned in the literature is 1.9 with the range being from 1.2 to 3.0. Using the average multiplier, 1.9, as a conservative measure, the induced spending in Jefferson County associated with the College's direct spending results in a **total spending impact of \$19,540,890 in the community.**

The relationship between local and state support for the College and its economic stimulation in the community is graphically represented in Figure 3.

Figure 3. Total Investment and Economic Impact



Total Investment = \$ 10,151,481
Total Spending Impact = \$ 37,127,691


These spending patterns translate into a return on taxpayer investment of \$3.66 for each \$1.00 invested. Based on the portion of financial support, this translates into a benefit to the county of an extra \$0.94 and a benefit to the state of an extra \$2.72 for each dollar invested. The worksheets for calculating these estimates are in the appendix.

C. Increments in County & State Tax Revenues from Jefferson College Graduates

Other benefits accrue to the county and the state due to the increased earning power (and, therefore, tax liability) of college graduates. It is well known that earning power increases with years of education completed. Other significant factors involved in earning power are gender and race. Furthermore, a person's productive working life increases in proportion to the years of education completed.⁵ Using work life expectancy and gender tables, the increments in tax revenues that will accrue to the county (in the form of additional sales taxes) and to the state (in the form of additional income taxes) can be calculated.

Using the number of Jefferson College graduates in 1998-99 and the known students who transferred and graduated from public four-year institutions as the base, the increments in county sales taxes and state income taxes accruing by virtue of their increased earning power, spending power, and work life expectancies are calculated. There were 809 certificate, associate, bachelor, and other program completers in 1998-99. **The net work life increment in state tax revenue from these Jefferson College graduates is estimated at \$11,689,986. The net work life increment in county tax revenue is estimated at \$5,512,491.** Therefore, for a total county/state investment of \$10,151,481, **a total increment in sales and income taxes of \$17,202,168 can be expected from the Jefferson College graduates over their working lives.** Figure 2 below depicts this relationship.


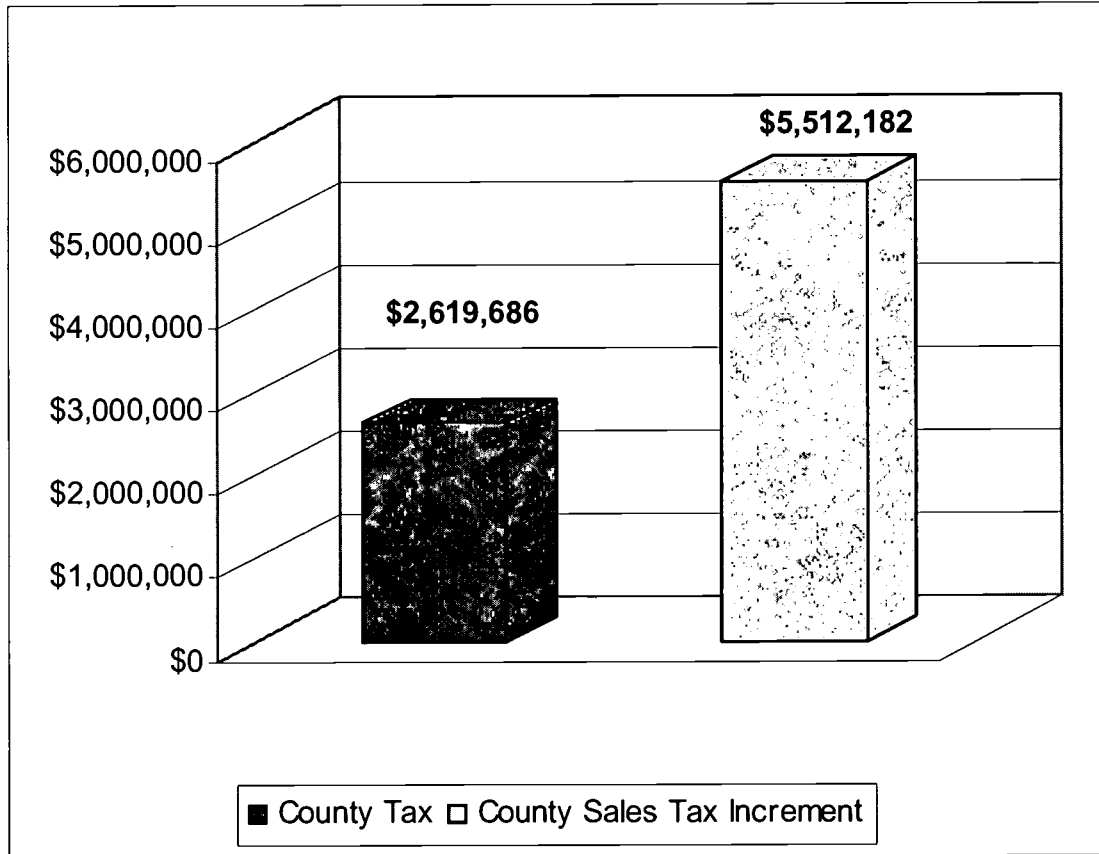
Figure 4. Increments in County and State Taxes Over the Working Lives of Graduates



Total Investment = \$ 10,151,481
Total Increment = \$ 17,202,168

The significance of this analysis is that substantial investment returns accrue to the county as a result of their support of the College even if the impact of the spending patterns within the county are not considered. College graduates make more money and pay more taxes than non-college graduates. Just in terms of the additional sales tax revenues that will accrue to the county over the working lives of last year's college graduates, there is a significant investment return on the dollar. Figure 5 shows this relationship.

**Figure 5. Investment Return on the Tax Dollar:
Local Investment and County Sales Taxes From Graduates**

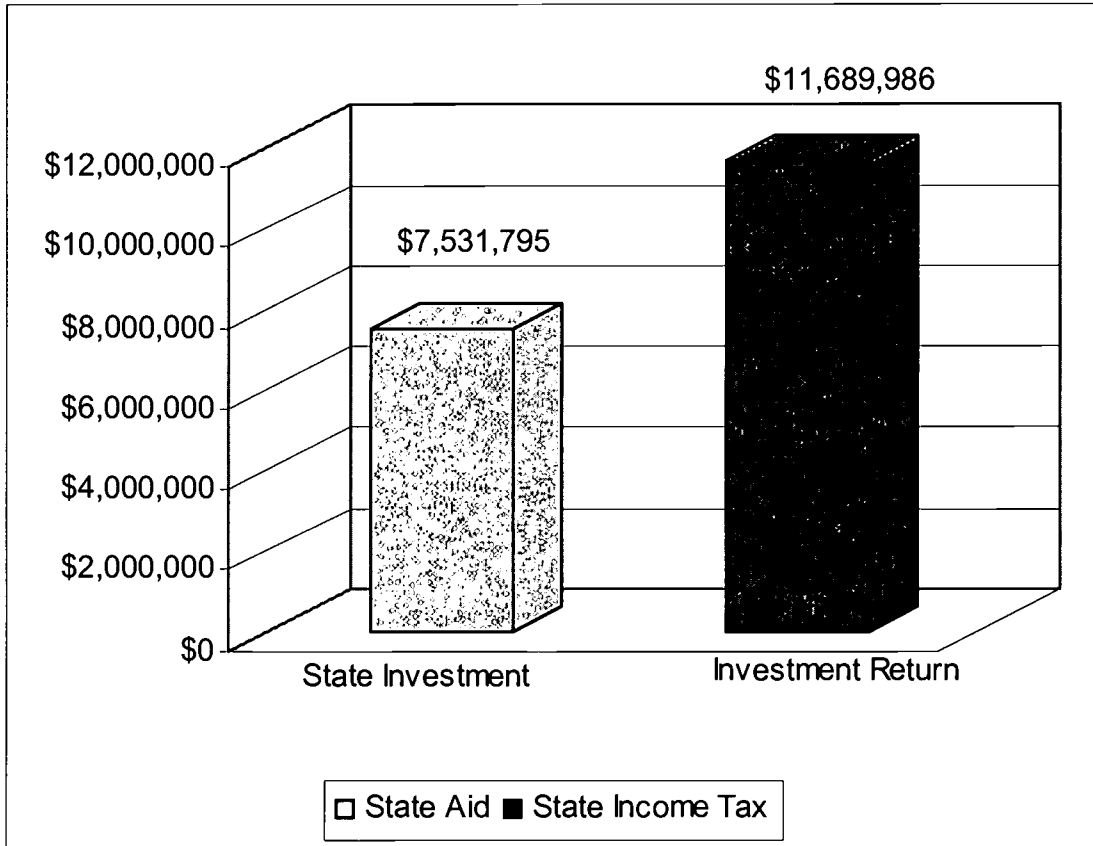


\$1.00 in County Tax Support = \$2.10 in Additional County Sales Taxes

Since college graduates make more money and pay more taxes than non-college graduates, for every dollar invested in support of Jefferson College, the county can expect to receive not only their tax dollar back but also an additional \$2.10 in sales taxes over the working lives of the 1998-99 Jefferson College graduates. The same investment return is true for the state, too.

Figure 4 shows the state's investment return in additional income tax revenues for their appropriation investment in the College.

**Figure 6. Investment Return on the Tax Dollar:
State Appropriations and State Income Taxes from Graduates**



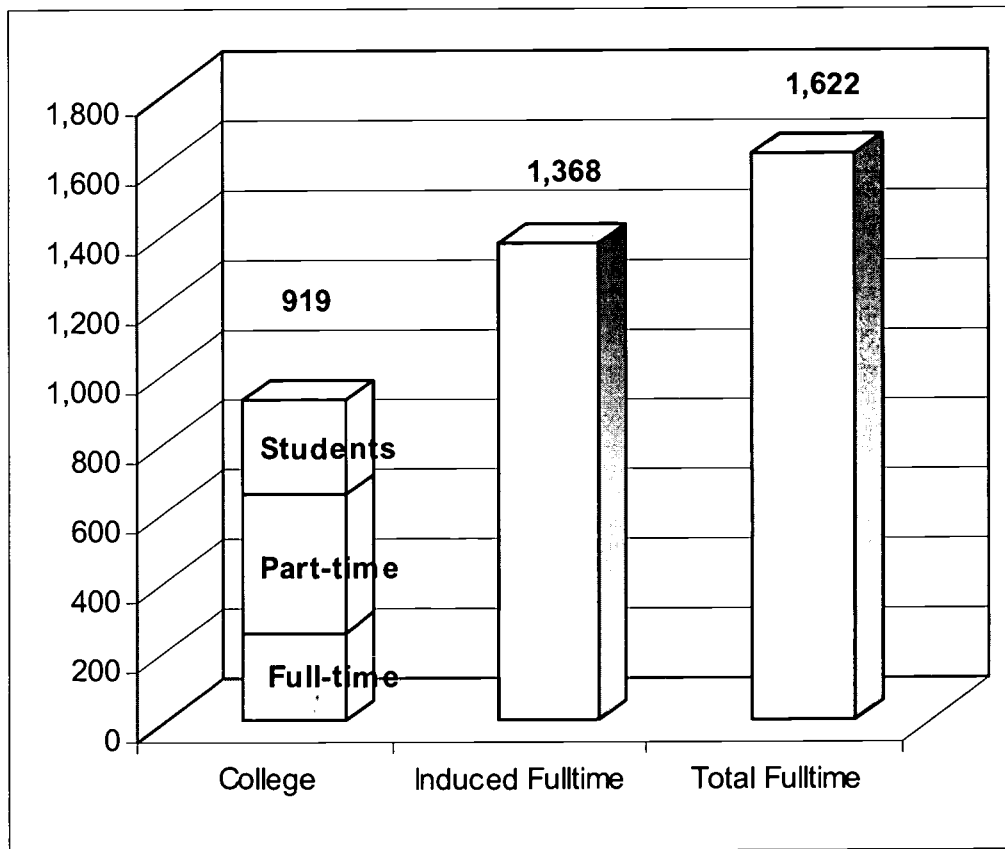
\$1.00 in State Appropriations Support = \$1.55 in Additional State Income taxes

Again, since college graduates will make more money and pay more taxes than non-college graduates, **for every state dollar invested in support of Jefferson College, the state can expect to receive not only their tax dollar back but also an additional \$1.55 in state income taxes over the working lives of 1998-99 Jefferson College graduates.** Investing in a student's education is indeed an astute investment strategy.

D. The Employment Impact of Jefferson College in the Community

Another factor to consider in the overall economic impact of Jefferson College in the community is the amount of employment created. Jefferson College employs full-time and part-time faculty and staff as well as providing work-study employment for college students. According to the institution's 1999 end-of-year payroll records, there were **254 full-time, 393 part-time, and 272 part-time student employees at the college for a total of 919 people employed by the College.** Furthermore, employment opportunities are created within the community by virtue of the college's spending patterns. A typical estimate of this induced employment as found in the literature⁶ and based on the total expenditures of the College in the community results in **an estimate of an additional 1,368 full-time positions created.** Figure 5, below, graphically represents the employment components.

Figure 7. College-Related Employment



Total Fulltime College-Related Employment = 1,622
Total College-Related Employment = 2,541

E. An Example of the Cost to a Typical County Resident or Family to Support Jefferson College

The preceding analyses of the spending impact of the College and the tax increments that will accrue from Jefferson graduates provide substantial justification for public financial support. But what is the estimated cost to an average family residing in the county? How much does it cost the typical Jefferson County resident annually to support the college?

Assessed valuation rates differ for agricultural, residential, and commercial property. In 1999, residential real property was assessed at a rate of nineteen cents per \$100 valuation. Agricultural was assessed at twelve cents and commercial at thirty-two cents. Personal property rates vary by type of item. Jefferson College's taxing rate was twenty-three cents per one hundred dollars on the assessed value of the real and personal property. As an example, assume that a person owns a residence at the median home market value for the county (\$65,100 according to the State Census Bureau 1990 STF3, Table H61) and has taxable personal property assessed at \$3,800 (the estimated Jefferson County residential average according to the County Assessor's Office). Table 2, below, demonstrates how much this would cost a Jefferson County resident to annually support their community college.

Table 2. Computation of Cost to Support Jefferson College for an Average Resident (1999 Tax Rates)

Estimated Annual Taxpayer Cost To Support Jefferson College		Amount
Market value of an average home in Jefferson County (Median value \$65,100 per U.S. Census STF3 tables) multiplied by the assessed rate (\$0.19)		\$12,369
Average assessed value of taxable personal property (estimated at \$3,800 per County Assessor's Office)		\$3,800
Total assessed valuation of real and personal property		\$16,169
Multiplied by the College tax levy (\$0.23 per \$100), the cost of annual support for Jefferson College		\$37.19

The preceding computations are just an example, but it is clear that the cost for a resident or family to support Jefferson College is not large. The cost-to-benefits ratio is very favorable when the total economic impact of the College in the community, and the tax increments that

will accrue to the county from the college graduates, are taken into consideration. Furthermore, this analysis does not even begin to estimate the value of the cultural, social, athletic, and similar events sponsored by the college for the community, nor the leadership and technical expertise its employees provide to community businesses and organizations.

Summary

In conclusion, it is evident that Jefferson College has a major impact on the economy of Jefferson County and on the state as a whole. It is also important to reiterate that, although the calculations in this report are estimates, **they are consistently conservative estimates**. Every effort has been made to systematically use conservatively low estimates whenever assumptions were made in regard to dollar amounts or people.

Economic impact is not a singular concept, and this study has attempted to define it from the positive aspect of economic stimulation and future investment returns as well as from the aspect of the cost it places on the average residential property owner. It is an important public accountability issue to make known the extent of the economic contribution of Jefferson College in its community and in the state.

The total spending impact of the College in Jefferson County in FY 1997 amounted to an estimated **\$37,127,691**. The tax increments that will accrue to the county and the state as a result of the 1998-99 Jefferson graduates' increased earning power are **\$5,512,182** and **\$11,689,986** respectively. The number of fulltime college-related jobs in the county is estimated at **1,622**. The amount of external dollars captured during the fiscal year was **\$13,985,539**, and the amount of tuition dollars retained in the county was **\$4,016,009**. And all the preceding economic benefits cost the average Jefferson County resident pennies a day (**\$37.19** annually in the example). Investment in higher education at Jefferson College is an astute choice.

¹ Ryan, G. J., and Malgieri, P., "Economic Impact Studies in Community Colleges: The Shortcut Method," National Council for Resource Development, Resource Paper No. 48, February, 1992.

² Seybert, Jeffrey, "The Economic Impact of Higher Education on the Kansas City Metropolitan Area 1988-89," A report prepared for the Kansas City Regional Council for Higher Education, April 1991.

³ Bluestone, Barry, "UMASS/Boston: An Economic Impact Analysis," University of Massachusetts, Boston, January 1993.

⁴ Lange, J. E., "The Economic Impact of Jefferson College on the Community and the State," Office of Institutional Research, Jefferson College, February 1994 (and updated annually).

⁵ Smith, Shirley J., "Worklife Estimates: Effects of Race and Education," U.S. Department of Labor, Bureau of Labor Statistics, Bulletin 2254, February 1986.

⁶ Office of Institutional Research and Strategic Planning, "The Economic Impact of Utah Valley Community College on Utah County, 1988-89," Utah Valley Community College, February 1990.



U.S. DEPARTMENT OF EDUCATION
Office of Educational Research and Improvement (OERI)
Educational Resources Information Center (ERIC)



NOTICE

REPRODUCTION BASIS



This document is covered by a signed "Reproduction Release (Blanket)" form (on file within the ERIC system), encompassing all or classes of documents from its source organization and, therefore, does not require a "Specific Document" Release form.



This document is Federally-funded, or carries its own permission to reproduce, or is otherwise in the public domain and, therefore, may be reproduced by ERIC without a signed Reproduction Release form (either "Specific Document" or "Blanket").